
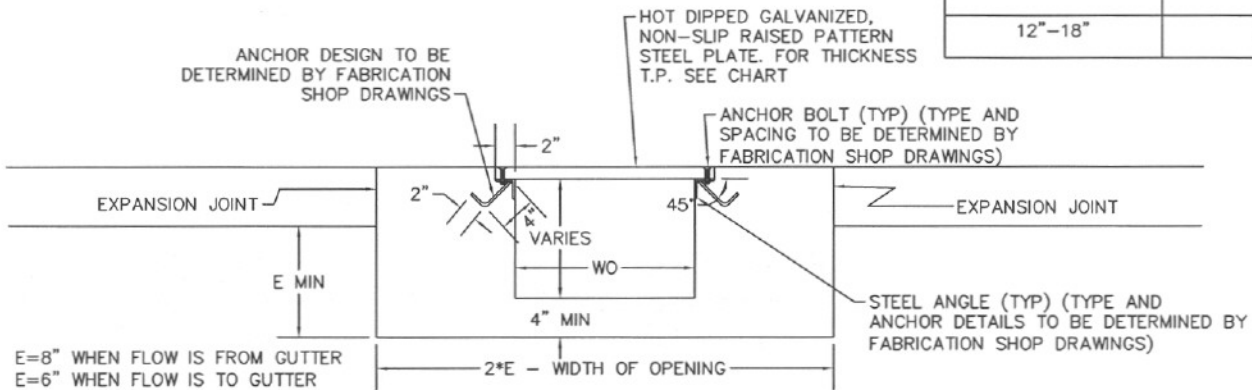


SECTION A-A
FLOW TO GUTTER

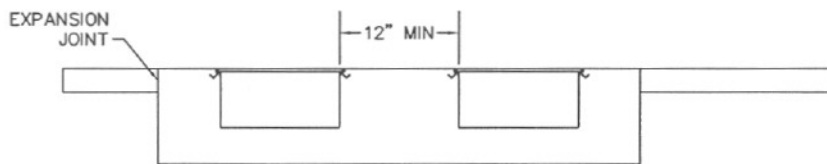


SECTION A-A
FLOW FROM GUTTER

W.O. WIDTH OF OPENING	TP THICKNESS OF PLATE
12"	1/2"
12"-18"	5/8"



SECTION B-B
SINGLE CHASE



SECTION B-B
MULTIPLE CHASE
WHEN OPENINGS ARE LARGER THAN 18"

Drawn By: SBW *[Signature]*

Checked By: *[Signature]*

Approved By: *[Signature]*

SIDEWALK CHASE
IF PERMITTED BY VARIANCE

Issued: 5/10/05

Revised: 8/31/06

Drawing Number:
SP. 16b